

Scaled data based on original data using
LM-79-08 Approved Method: Electrical and Photometric Measurements of Solid-
State Lighting Products

Test Report Prepared for
Cooper Lighting Solutions
(formerly Eaton)

Brand: McGRAW-EDISON

Report Number: P386206

Luminaire Tested: **GWC-SA1D-750-U-T4FT-HSS**

Issue Date: 3/3/2020

Test Information

Test Method: LM-79-08
Report Number: P386206
TEST IS SCALED FROM IESNA LM-79-08 TEST DATA (G2-1903-205-17)
Test Lab: INNOVATION CENTER
Issue Date: 3/3/2020
Manufacturer: COOPER LIGHTING SOLUTIONS (FORMERLY EATON)
Product Line: MCGRAW-EDISON
Catalog Number: GWC-SA1D-750-U-T4FT-HSS
Description: GALLEON WALL LUMINAIRE
(1) 70 CRI, 5000K, 1200mA LIGHTSQUARE WITH 16 LEDS AND TYPE IV FORWARD
THROW OPTICS WITH HOUSE SIDE SHIELD
Light Source: -
Ballast/Driver: ELECTRONIC DRIVER

Summary

Lumens per Lamp: N/A
Luminaire Lumens: 5885 lumens
Efficiency: N/A
Efficacy: 87.8 lumens/watt
Luminous Opening: Rectangular (W 0.5' x L: 0.5' x H: 0')
IES Classification: Type IV - Short
BUG Rating: B1 - U0 - G2

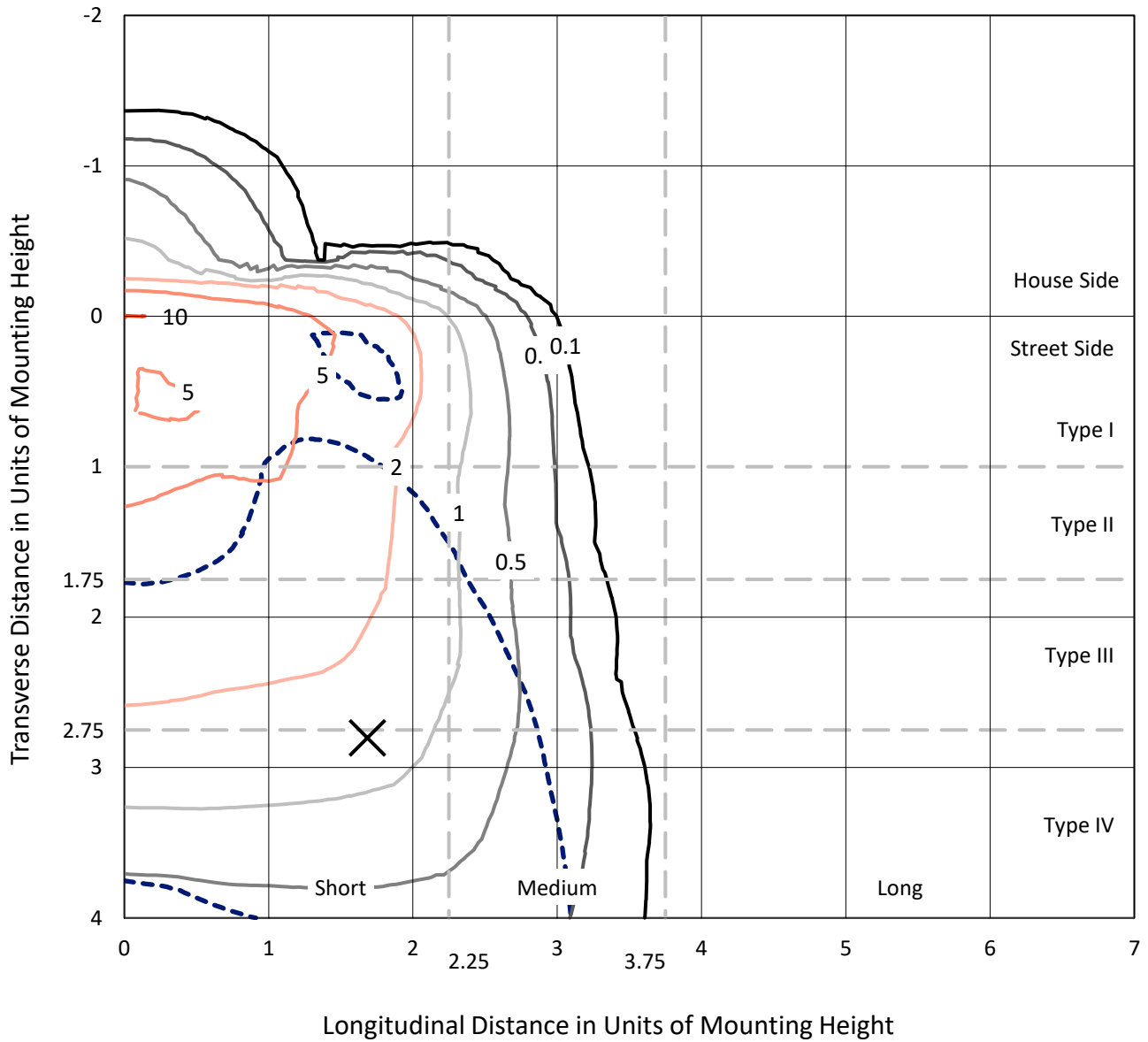
Input Watts (W): 67
Input Voltage (V): NR
Input Current (Ain): NR
Voltage Rise (V): NR
Power Factor: NR
Total Harmonic Distortion (THDi): NR
Frequency (hertz): 60
Stabilization Time: NR
Operation Time: NR
Ambient Temperature (°C): NR
Test Distance: 24 FT



REPORT NUMBER: P386206
 CATALOG NUMBER: GWC-SA1D-750-U-T4FT-HSS

Iso-Footcandle Lines of Horizontal Illumination

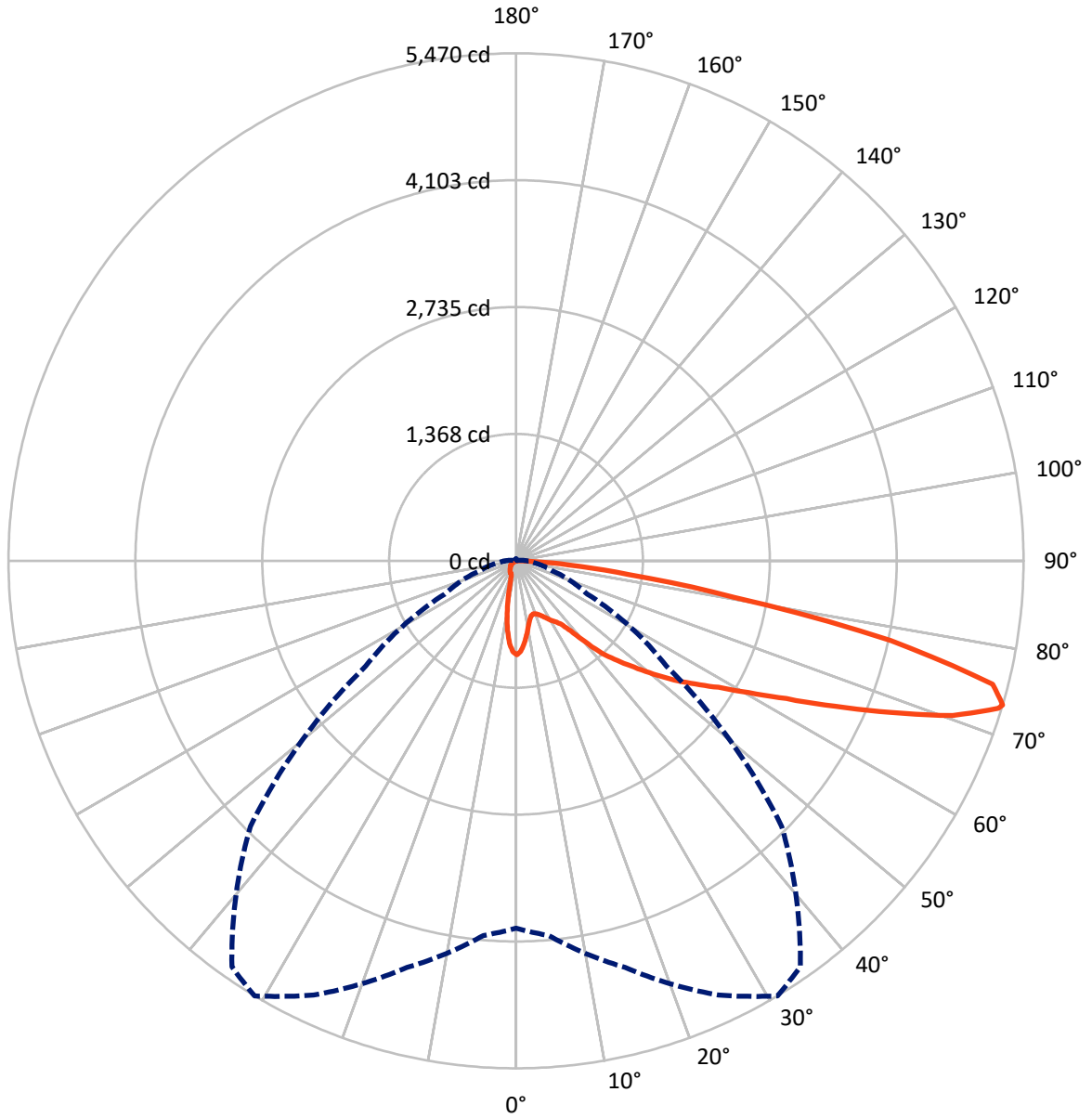
✕ Max cd
 - - - 1/2 Max cd



Based on 10 foot mounting height. Maximum calculated value = 10.1 fc
 Type IV - Short - N/A

REPORT NUMBER: P386206
CATALOG NUMBER: GWC-SA1D-750-U-T4FT-HSS

Luminous Intensity Polar Plot



— Vertical Plane Through 31-Deg Lateral - - - Horizontal Cone Through 73-Deg Vertical



REPORT NUMBER: P386206
 CATALOG NUMBER: GWC-SA1D-750-U-T4FT-HSS

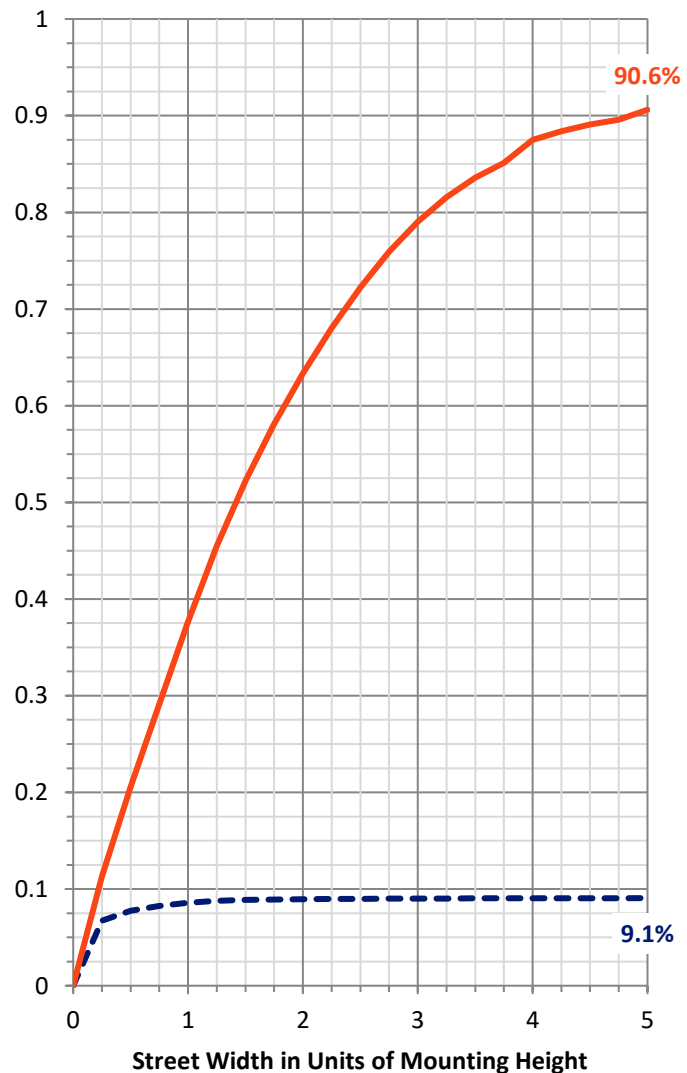
FLUX DISTRIBUTION:

		Downward	Upward	Total
House Side	Lumens	536.4	0.0	536.4
	% Fixture	9.1	0.0	9.1
Street Side	Lumens	5348.6	0.0	5348.6
	% Fixture	90.9	0.0	90.9
Total	Lumens	5885.0	0.0	5885.0
	% Fixture	100.0	0.0	100.0

Coefficient of Utilization

ZONAL LUMENS:

Zone	Lumens	% Fixture
0°-10°	84.0	1.4
10°-20°	182.3	3.1
20°-30°	273.1	4.6
30°-40°	434.5	7.4
40°-50°	776.0	13.2
50°-60°	1204.0	20.5
60°-70°	1600.6	27.2
70°-80°	1204.0	20.5
80°-90°	126.5	2.1
90°-100°	0.0	0.0
100°-110°	0.0	0.0
110°-120°	0.0	0.0
120°-130°	0.0	0.0
130°-140°	0.0	0.0
140°-150°	0.0	0.0
150°-160°	0.0	0.0
160°-170°	0.0	0.0
170°-180°	0.0	0.0
0°-90°	5885.0	100.0
0°-180°	5885.0	100.0



REPORT NUMBER: P386206

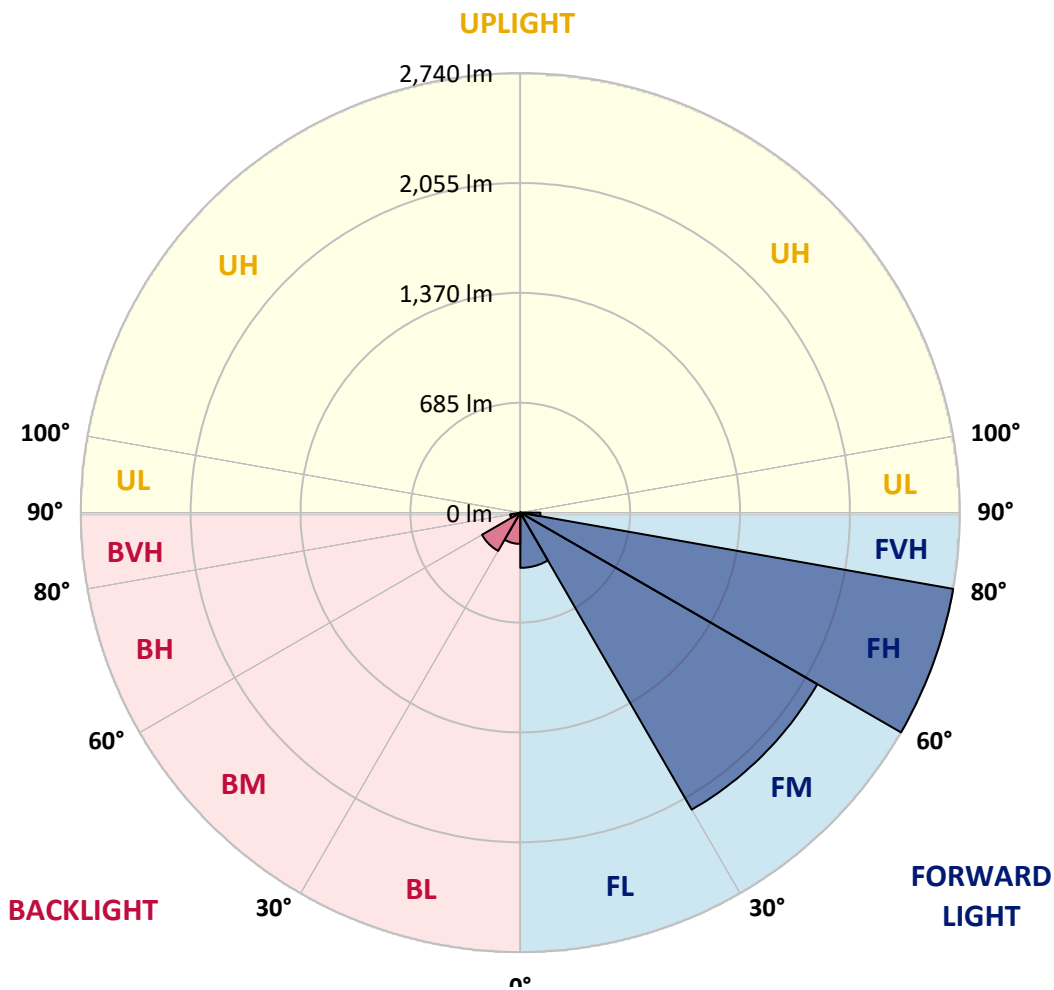
CATALOG NUMBER: GWC-SA1D-750-U-T4FT-HSS

LUMINAIRE CLASSIFICATION SYSTEM LUMEN TABLE AND BUG RATING:

Zone	Lumens	% Fixture	Zone Rating/Lumen Limit		
			B	U	G
FL (0°-30°)	344.3	5.9			
FM (30°-60°)	2138.4	36.3			
FH (60°-80°)	2740.4	46.6			G2/5000
FVH (80°-90°)	125.5	2.1			G2/225
BL (0°-30°)	195.1	3.3	B1/500		
BM (30°-60°)	276.1	4.7	B1/1000		
BH (60°-80°)	64.2	1.1	B0/110		G0/110
BVH (80°-90°)	1.1	0.0			G0/10
UL (90°-100°)	0.0	0.0		U0/0	
UH (100°-180°)	0.0	0.0		U0/0	

BUG Rating: B1-U0-G2

Type IV Short





REPORT NUMBER: P386206

CATALOG NUMBER: GWC-SA1D-750-U-T4FT-HSS

CANDELA DISTRIBUTION (FULL):

	0°	5°	15°	25°	31°	35°	45°	55°	65°	75°	85°
0°	1012.5	1012.5	1012.5	1012.5	1012.5	1012.5	1012.5	1012.5	1012.5	1012.5	1012.5
2.5°	959.5	963.6	967.9	968.8	976.0	976.2	986.6	994.4	1002.2	1009.6	1012.2
5°	861.1	867.7	875.4	883.2	898.5	904.5	929.9	955.8	980.6	1004.2	1015.7
7.5°	755.9	763.4	774.4	793.7	810.7	822.5	862.5	908.6	954.6	998.1	1023.2
10°	660.0	667.0	678.5	698.9	725.1	741.3	795.1	859.0	926.7	992.7	1034.4
12.5°	599.0	602.7	609.1	631.0	654.6	672.7	736.1	815.3	903.7	992.4	1052.6
15°	587.8	588.9	583.7	593.5	612.0	629.5	693.7	779.8	886.1	997.0	1076.2
17.5°	605.6	605.0	587.8	586.6	601.3	615.7	673.0	755.4	873.7	1007.6	1106.7
20°	632.7	630.7	600.7	595.2	610.8	624.3	671.6	746.1	869.1	1025.5	1143.8
22.5°	668.7	665.2	618.3	612.5	629.2	643.3	689.4	755.1	873.1	1049.4	1187.0
25°	713.3	708.1	648.5	642.2	659.2	673.3	721.4	780.7	885.2	1078.5	1241.8
27.5°	763.7	756.2	696.9	680.5	699.8	714.5	764.0	819.9	904.2	1109.3	1308.9
30°	811.2	801.4	747.9	720.8	744.4	760.8	810.1	866.5	934.8	1156.8	1400.7
32.5°	859.0	848.1	793.4	761.1	782.4	800.3	857.6	930.7	992.1	1229.4	1522.8
35°	969.0	957.5	890.4	837.1	836.9	846.9	924.1	1018.6	1067.8	1330.5	1668.5
37.5°	1154.2	1147.6	1083.7	982.6	955.5	944.3	1014.8	1123.4	1176.7	1469.5	1833.0
40°	1356.9	1351.2	1279.5	1187.9	1146.7	1119.1	1145.0	1269.4	1330.5	1639.5	2000.9
42.5°	1585.9	1558.5	1430.7	1403.3	1366.4	1345.4	1322.1	1449.4	1519.4	1824.3	2167.3
45°	1793.8	1747.7	1581.9	1540.4	1532.0	1537.2	1550.2	1691.3	1731.9	2044.1	2333.2
47.5°	1917.6	1881.4	1754.1	1714.3	1712.0	1746.3	1844.2	1964.6	1943.6	2235.6	2479.2
50°	2035.4	2002.6	1896.9	1906.7	1917.3	1964.0	2178.0	2245.6	2136.8	2409.2	2613.1
52.5°	2130.7	2080.6	2025.3	2080.3	2132.8	2207.9	2522.4	2497.9	2273.9	2547.4	2727.7
55°	2185.7	2163.0	2189.8	2245.1	2343.6	2465.7	2847.5	2707.8	2374.1	2673.6	2804.0
57.5°	2387.3	2342.7	2396.0	2443.8	2572.2	2743.0	3126.0	2864.2	2446.4	2751.6	2821.6
60°	2631.2	2595.2	2626.6	2706.1	2879.5	3080.2	3386.3	2991.8	2484.1	2801.7	2776.1
62.5°	3019.4	2971.9	2952.3	3041.3	3271.1	3490.3	3583.9	3080.2	2475.7	2779.6	2620.0
65°	3539.5	3490.3	3402.7	3483.4	3775.7	3930.3	3804.7	3098.9	2418.1	2600.1	2225.5
67.5°	4072.3	4036.6	3961.7	4097.6	4361.4	4411.2	4038.3	3053.4	2232.7	2108.3	1572.4
70°	4424.2	4408.9	4457.6	4758.2	4993.5	4979.1	4252.6	2808.9	1740.2	1296.5	777.8
72.5°	4170.5	4243.6	4603.0	5148.2	5435.6	5318.1	4142.5	2156.9	994.7	498.8	224.9
73°	3960.3	4053.8	4537.6	5162.8	5470.4	5341.7	4050.1	1979.8	847.8	393.7	170.5
75°	2755.1	2870.0	3756.7	4808.3	5307.4	5089.4	3376.0	1211.8	392.8	174.5	68.8
77.5°	1337.7	1422.6	2068.5	3474.2	4127.6	3976.4	2101.7	451.5	177.4	109.1	31.7
80°	499.4	555.2	897.9	1768.2	2385.3	2447.8	924.4	170.8	118.1	87.8	16.1
82.5°	130.7	145.7	331.2	788.5	1222.5	1279.5	291.4	86.1	86.4	72.3	9.8
85°	41.8	47.8	103.4	353.9	576.0	505.7	76.0	41.8	62.8	53.9	5.5
87.5°	5.2	6.6	32.8	83.2	127.0	70.6	11.8	12.4	26.8	29.9	3.2
90°	0.0	0.0	0.0	0.0	0.0	0.0	0.0	0.0	0.0	0.0	0.0



REPORT NUMBER: P386206

CATALOG NUMBER: GWC-SA1D-750-U-T4FT-HSS

CANDELA DISTRIBUTION (continued):

	90°	95°	105°	115°	125°	135°	145°	155°	165°	175°	180°
0°	1012.5	1012.5	1012.5	1012.5	1012.5	1012.5	1012.5	1012.5	1012.5	1012.5	1012.5
2.5°	1014.8	1013.4	1013.7	1006.2	1001.3	991.5	981.4	976.8	971.9	969.9	971.9
5°	1020.0	1017.4	1009.9	986.9	962.4	930.7	901.1	878.6	850.4	842.6	850.7
7.5°	1028.1	1022.9	1001.0	954.1	899.6	839.2	771.2	721.7	681.1	654.9	664.4
10°	1039.9	1030.1	986.0	906.3	808.9	701.8	605.3	530.2	476.9	455.0	454.1
12.5°	1059.8	1041.3	967.6	844.1	698.1	555.2	428.8	347.3	304.1	276.2	275.6
15°	1081.6	1054.6	944.3	769.5	569.0	397.7	276.2	214.3	186.3	177.4	176.2
17.5°	1108.4	1069.8	914.0	677.6	434.0	263.5	180.3	162.4	161.3	160.4	160.4
20°	1142.1	1088.0	875.2	572.5	307.8	176.0	153.2	154.4	154.9	153.8	154.1
22.5°	1181.3	1106.4	828.8	459.6	208.2	147.2	146.6	148.0	148.6	148.0	148.3
25°	1226.8	1127.7	772.4	341.3	150.3	139.7	141.1	143.1	144.6	144.6	144.6
27.5°	1283.2	1153.6	704.4	238.2	129.9	131.9	135.9	139.7	141.7	142.3	142.3
30°	1356.7	1185.9	622.9	163.3	118.1	121.5	129.0	136.2	140.0	140.5	140.8
32.5°	1449.4	1222.2	528.4	120.7	108.0	110.6	118.6	130.7	137.9	139.1	139.1
35°	1555.7	1264.2	426.8	105.1	100.8	101.7	108.0	121.8	134.5	137.7	137.9
37.5°	1672.0	1305.7	324.5	98.2	94.7	94.7	99.4	111.2	126.1	135.9	137.1
40°	1780.6	1330.7	227.5	92.7	89.3	89.3	93.3	101.9	116.1	130.7	133.9
42.5°	1880.8	1339.4	158.4	87.5	84.1	85.0	88.4	95.3	106.0	120.7	123.5
45°	1983.9	1337.9	115.5	81.5	78.9	81.5	84.1	89.3	97.0	105.4	106.0
47.5°	2061.6	1325.8	91.6	75.7	74.0	77.5	79.8	83.2	87.5	87.0	87.0
50°	2134.5	1296.5	73.7	68.0	69.1	73.1	74.3	75.4	75.7	70.3	69.7
52.5°	2189.8	1250.7	59.0	59.6	64.2	68.3	67.1	65.4	62.5	55.9	54.7
55°	2208.2	1162.6	46.4	49.2	57.0	62.2	57.9	54.1	48.7	43.2	42.0
57.5°	2174.8	1048.8	37.7	38.3	48.1	52.4	47.5	43.2	37.1	32.5	31.7
60°	2104.0	922.4	31.1	28.8	37.1	40.9	37.7	33.4	27.9	24.5	24.2
62.5°	1963.4	787.6	25.6	22.5	28.2	31.4	29.4	26.2	21.6	19.3	19.0
65°	1668.0	630.1	20.7	18.1	21.9	24.5	22.8	20.4	17.0	15.3	15.0
67.5°	1164.3	425.9	17.0	15.0	17.3	19.3	17.9	16.7	13.5	13.2	13.5
70°	561.6	205.3	14.1	12.1	13.5	15.0	14.4	13.5	13.0	15.0	17.3
72.5°	161.0	68.8	11.2	10.1	10.9	11.8	12.4	12.1	14.1	18.1	21.0
73°	123.8	55.6	10.7	9.5	10.4	11.5	12.1	11.8	14.4	18.4	21.0
75°	53.0	26.8	8.1	7.8	8.6	10.1	10.7	10.7	14.4	18.7	20.2
77.5°	23.9	14.4	5.2	6.0	7.5	8.1	8.9	8.9	11.5	14.4	14.4
80°	13.5	7.8	4.0	4.6	5.5	5.5	5.5	4.9	5.2	5.8	6.3
82.5°	8.6	5.2	3.2	3.7	3.5	2.9	2.3	2.3	2.0	2.3	2.9
85°	4.9	2.9	2.9	2.3	1.4	1.2	1.4	1.2	0.3	0.0	0.3
87.5°	2.9	1.7	0.9	0.0	0.0	0.0	0.0	0.0	0.0	0.0	0.0
90°	0.0	0.0	0.0	0.0	0.0	0.0	0.0	0.0	0.0	0.0	0.0

Signify Classified - Internal
Cooper Lighting Solutions Photometric Lab
1121 Highway 74 South
Peachtree City, GA 30269

Scaled Data Report



Report Generated By 670245982

Signify Classified - Internal
Cooper Lighting Solutions Photometric Lab
1121 Highway 74 South
Peachtree City, GA 30269

Scaled Data Report



Signify Classified - Internal
Cooper Lighting Solutions Photometric Lab
1121 Highway 74 South
Peachtree City, GA 30269

Scaled Data Report



Signify Classified - Internal
Cooper Lighting Solutions Photometric Lab
1121 Highway 74 South
Peachtree City, GA 30269

Scaled Data Report





--- HS — SS

Signify Classified - Internal
Cooper Lighting Solutions Photometric Lab
1121 Highway 74 South
Peachtree City, GA 30269

Scaled Data Report



u

Signify Classified - Internal
Cooper Lighting Solutions Photometric Lab
1121 Highway 74 South
Peachtree City, GA 30269

Scaled Data Report



Signify Classified - Internal
Cooper Lighting Solutions Photometric Lab
1121 Highway 74 South
Peachtree City, GA 30269

Scaled Data Report



(END OF REPORT)